

# WEDA D50 (60 Hz)


## Product reference sheet

The WEDA drainage pumps handle either clean or sand-laden water, even with small solid particles, with the best performance and efficiency. These pumps are designed with robustness, sustained performance and ease-of-maintenance in mind. Suitable for general dewatering applications, ground water, raw water, construction sites and harsh conditions on site.

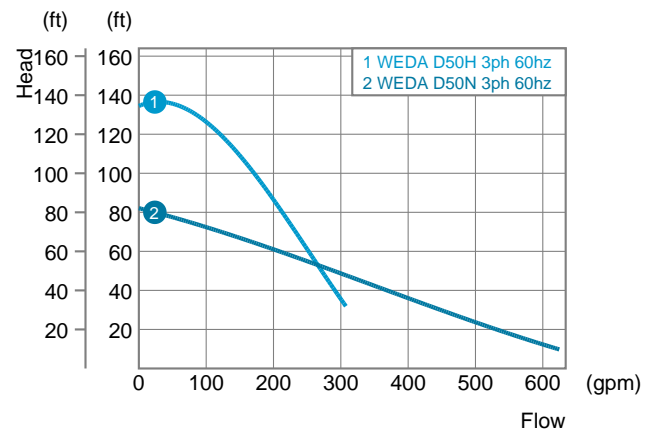
Product code	WEDA D50
Installation	Portable drainage pump
Hydraulic range	N - normal head H - high head
Insulation class	H (+180°C/+356°F) IEC 85 (VFD-ready)
Protection class	IP68
Voltage variation	Max ± 5% of nominal voltage
Voltage imbalance	Max 2% - between phases
Max start-stop	Max 30 starts/hour
Cable	H07RN-F (20 m) or SOOW AWG (65 ft)
Casted parts	Corrosion resistant aluminum
Impeller	High chrome iron, 55±5 HRC
Wear parts	Rubber (NBR)
Strainer	Corrosion resistant aluminum
Shaft	Stainless steel
O-rings	Rubber (NBR)
Main bearing	Double row ball bearing in oil
Mechanical seal	Primary + secondary: SiC/SiC
Built-in controls and protection	contactor + control relay
Thermal contacts	140°C / 284°F
Options / accessories	Float switch Zinc anodes Epoxy coating Quick couplings (hose / NPT / ISO-G / Camlock / Storz) Pump raft Terminal board NSSHÖU screened cable Slim adapter

Product code	WEDA D50	
Solids handling, strainer hole	0.31 in (8 mm)	
Liquid temperature	Max 104°F (40°C)	
Depth of immersion	Max 65 ft (20 m)	
Max liquid specific gravity	1.1	
pH of the pumped liquid	pH 5–8	

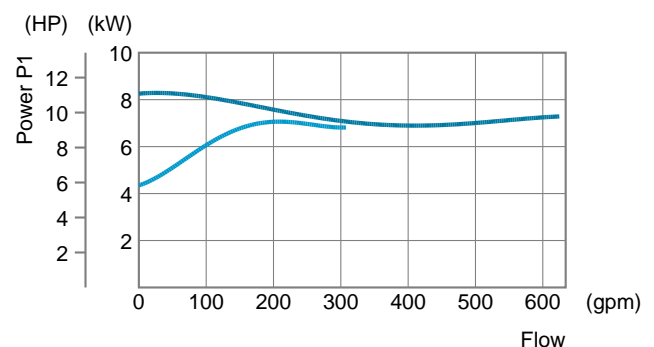
Weight and dimensions	N - Normal head	H - High head
Discharge connection	4 in	3 in
Height	28.3 in (720 mm)	28.3 in (720 mm)
Width	13.4 in (340 mm)	11.9 in (302 mm)
Diameter	10.9 in (278 mm)	10.9 in (278 mm)
Weight (excl. cable)	122 lb (55 kg)	122 lb (55 kg)



### Performance curve



### Power rating



Rating	3 ph	Std cable
Power P <sub>1</sub>	7.5 kW	
Power P <sub>2</sub>	8.5 HP	
Shaft speed	3500 r.p.m.	
230 V	21 A	AWG8
460 V	10.6 A	AWG10
575 V	8.2 A	AWG12

Other voltages on request



**Atlas Copco**

Power and Flow division

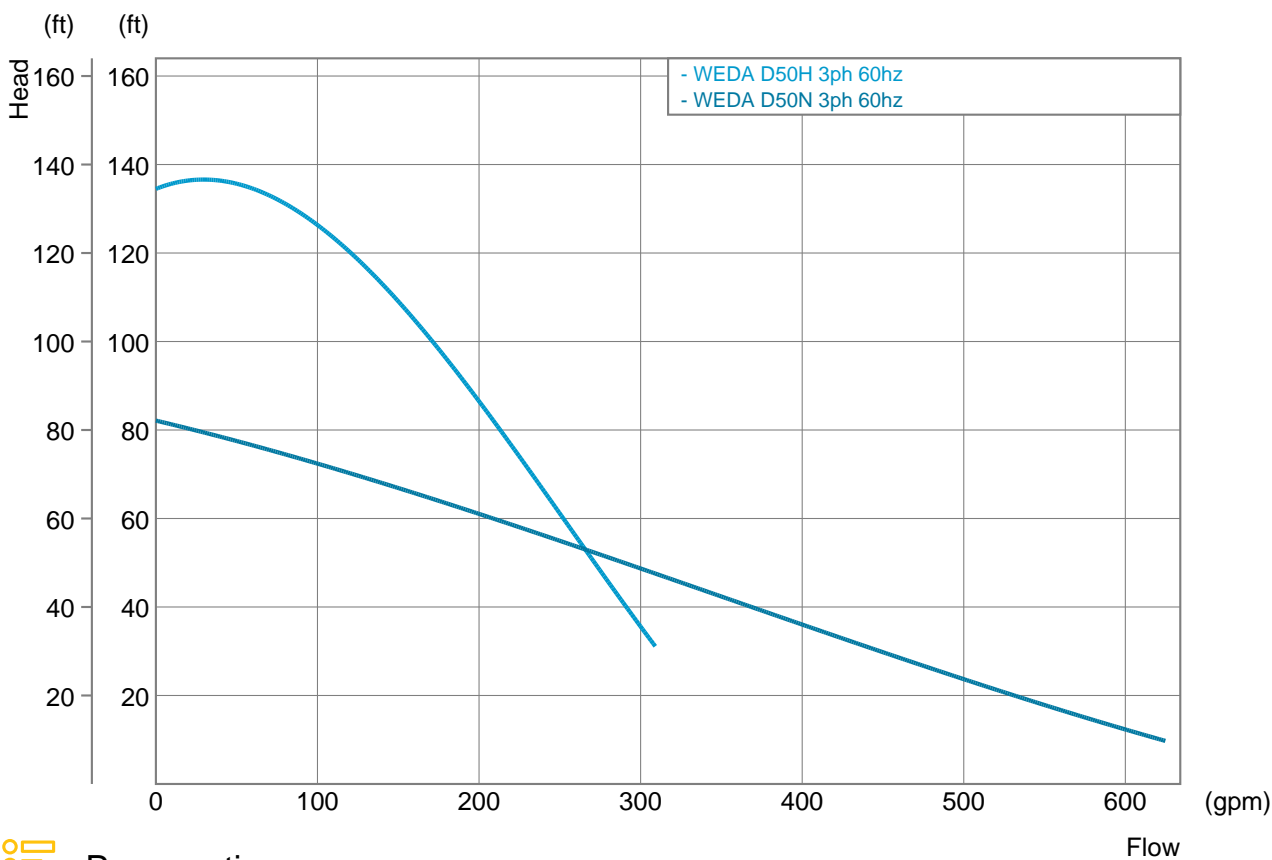
[www.atlascopco.com/dewatering-pumps](http://www.atlascopco.com/dewatering-pumps)

# WEDA D50

## Performance sheet



### Performance curve



### Power rating

