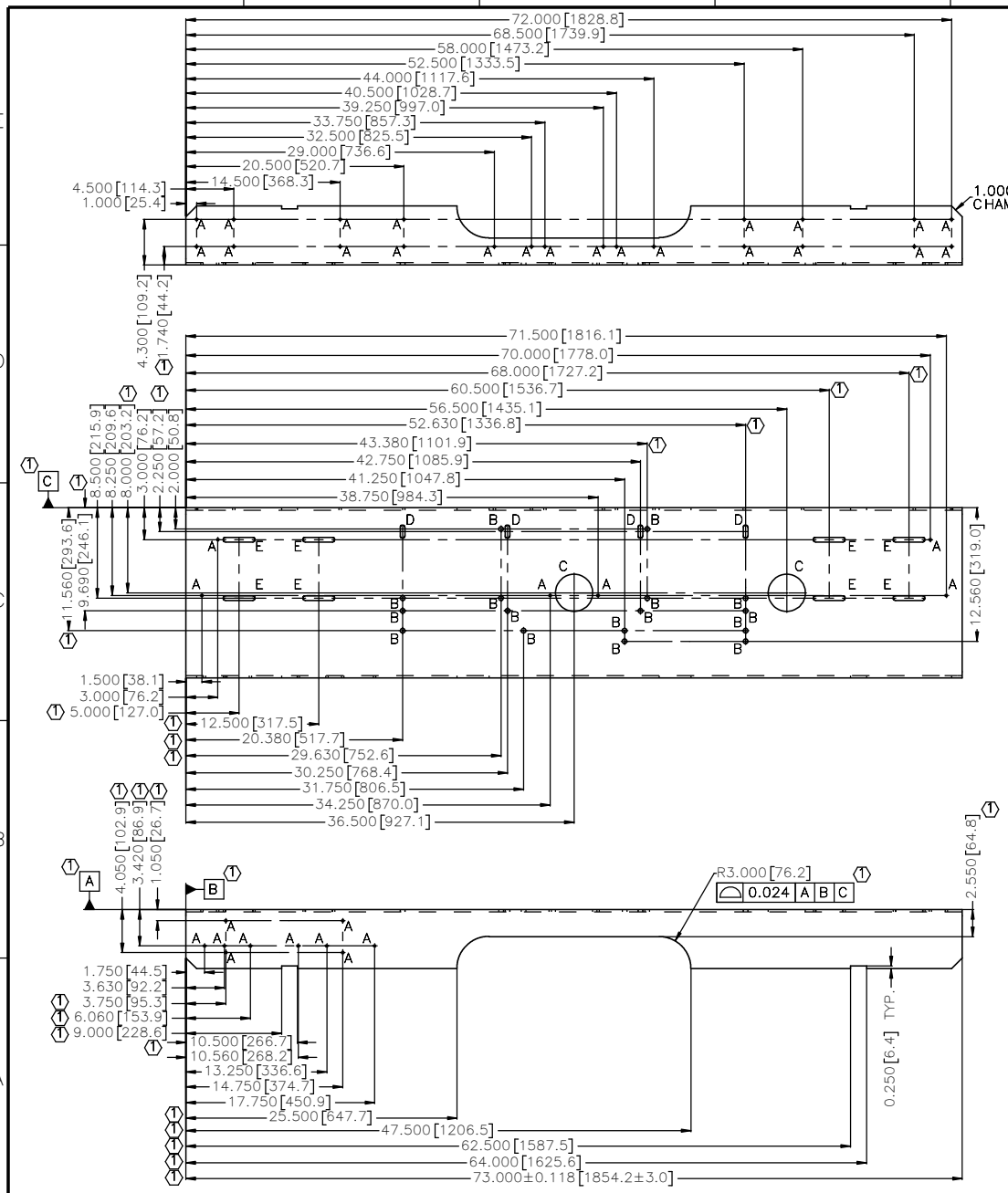

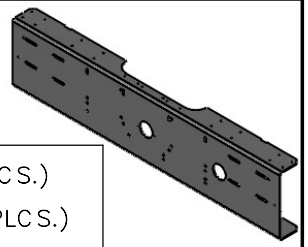

A–0.220"±0.010"/ [5.6±0.3] HOLE (38 PLCS.)
B–0.440"±0.010"/ [11.2±0.3] HOLE (16 PLCS.)
C–3.500"±0.010"/ [88.9±0.3] HOLE (2 PLCS.)
D–0.438"x1.250" / [11.1x31.8] SLOT (4 PLCS.)
E–0.438"x3.000" / [11.1x76.2] SLOT (8 PLCS.)

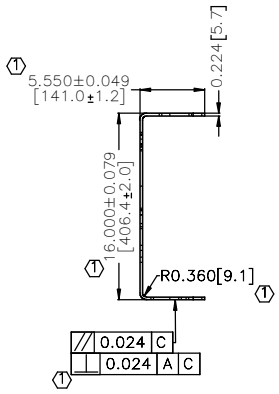

NOTES:
1. MATERIAL: SA–1008/SA–1011
2. DIMENSIONS ARE IN INCHES. [MILLIMETERS].

REV.	REASON FOR REVISION	DATE	SIGN.
2	ADDED QUINCY TOLERANCES	01/26/17	JL
1	ADDED TOLERANCES: GD&T, 26.7, 86.9, 95.3, 102.9, 127.0, 317.5, 374.7, 1536.7, 1727.2, UNI EN 22768–2–k, REMOVED 38.1, 46.8, 54.0, 67.5, 94.5, 159.5, 285.0, 350.0, 1504.2, 1569.2, 1694.7, 1759.7, R9.1(R9.2), 44.2(44.1), 64.8(76.2), 92.2(92.1), 141.0(140.9), 153.9(154.0), 203.2(199.7), 228.6(227.0), 246.1(246.0), 266.7(265.1), 293.6(293.7), 319.0(319.1), 517.7(517.5), 647.7(723.9), 752.6(752.5), 1101.9(1101.7), 1206.5(1130.3), 1336.8(1336.7), 1587.5(1589.1), 1625.6(1627.2), UNI EN 22768–1–c(SE 03.03 / 1)	01/26/17	JAG

	PREPARED	APPROVED by ENG. MNGR.	REVIESED by Q.C. MNGR.
DATE	01 DEC 11		
SIGNATURE	BAH		

MORGANTON

TOP PLATE

REPLACED DRAWING: — —

TOLERANCES, IF NOT INDICATED, ACCORDING TO
UNI EN 22768–1–c
UNI EN 22768–2–k

SHEET 11"x17"

SCALE 9:8

DWG. NO. TPL00059

REV. 2